

Father's Day Coupon Cards

[More Crafts](#)

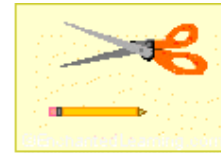


[Go to more Father's Day Crafts](#)

These Father's Day coupon cards are very simple to make - print, cut and fill out the coupon for your father. The coupon can be for a big hug, a chore you will do (like washing the car, taking out the garbage, cleaning the family room, ...) or just a loving message.

Supplies needed:

- A piece of construction paper or card stock
- A printer
- Scissors
- A pencil, pen, and/or crayons



[Go to a black-and-white template.](#)

Print out one of the Father's Day cards ([black-and-white](#) or [color](#)).




[Go to a color template.](#)



If you print the black-and-white version, color your Father's Day card. Cut out the card and the coupon. On the card, cut along the short, dashed lines (this is where you will insert the coupon later).



Fold the card in half. The coupon will later go on the inside of the card.

	<p>Fill out the coupon for your father.</p>
	<p>Insert each of the four corners of the coupon in one of the four slits you cut in the card.</p>
	<p>You now have nice Father's Day card.</p>

Happy Father's Day!!!
Happy Father's Day!!!

